

NAVAL SUBMARINE LEAGUE



JOHNS HOPKINS  
APPLIED PHYSICS LABORATORY

# (U) STS Presentation

## (U) Subtitle

Author(s): Jane Smith, John Brown  
Organization: Your Organization  
Email: jane\_smith@yourorg.com  
Phone: 202-555-5555

Classified by: Name of document originator and job title  
Derived from:  
Declassify on:

This content is classified at the SECRET//REL USA, AUS, GBR level and may contain elements of controlled unclassified information (CUI), unclassified, or information classified at a lower level than the overall classification displayed. This content shall not be used as a source of derivative classification; refer instead to the applicable classification guide. It must be reviewed for both Classified National Security Information (CNSI) and CUI in accordance with DoDI 5230.09 prior to public release.

#### CONTROLLED UNCLASSIFIED INFORMATION:

Controlled by:

Controlled by:

Categories: CTI, Defense, Export Control, Financial, Procurement and Acquisition, Provisional, Privacy

Distribution/Dissemination Control: Distribution

#### EXPORT CONTROLLED INFORMATION:

WARNING: This document contains technical data whose export is restricted by the Arms Export Control Act (Title 22, U.S.C. 2751, et seq.) or the Export Administration Act of 1979, as amended, Title 50, U.S.C., App. 2401, et seq. Violation of these export-control laws is subject to severe criminal penalties. Dissemination of this document is controlled under DODD 5230.25 and AFI 61-204.

**DISTRIBUTION STATEMENT C [D]:** Distribution authorized to U.S. Government Agencies and their contractors [Department of Defense and U.S. DoD contractors only] (fill in reason) (date of determination). Other requests for this document shall be referred to (controlling DoD office).

\*AUS and GBR presenters should follow downgrade statement, export control information, and all other cover page markings in accordance with their government's guidance.

This slide is **Unclassified**

# (U) Title = 30pt Bold for Main Title

---

- **(U) First-level text = 26pt**
  - **(U) Second-level text**
    - **(U) Label each slide with the highest classification of the content of the slide.\*\***
    - **(U) Portion mark all images and text.**
    - **(U) Please keep text to a minimum for each slide. The STS Speakers' Kit provides guidelines.**
- **(U) The following slides provide options for including videos.**

**CLASSIFICATION = 11PT BOLD ALL CAPS**



\*(U) Footnote = 14-pt minimum

\*\* (U) Classifications on this slide are for illustration only.

# (U) Slide Annotations

---

- **(U) Use the notes section of your PowerPoint slides to include descriptions and content you would normally be included in the verbal part of your presentation.**
  - **(U) See the notes section of this slide for an example of annotation.**
  - **(U) Annotations must include paragraph markings for classified briefs.**

**CLASSIFICATION = 11PT BOLD ALL CAPS**



# (U) Adding Videos to PowerPoint

(U) Subtitle

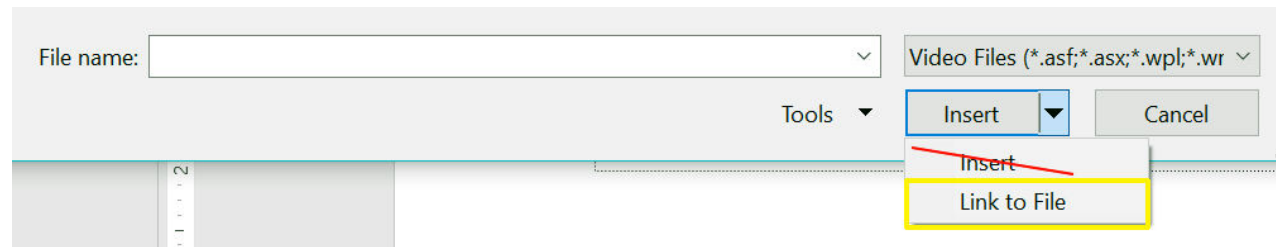
---

- **Instructions on how to add videos to PowerPoint for “Auto Play” or “Play on Click” are included in the following slides.**
  - **Alternatively, APL’s A/V team can set up the videos for you.**
  - **For help with video setup and processing (e.g., compressing), please contact [Jon.Emmerich@jhuapl.edu](mailto:Jon.Emmerich@jhuapl.edu)**
  - **Provide instructions on how you want the movies set up when submitting the second draft of the presentation.**
  - **During the presentation, the A/V team can also play videos from the booth when you say “Please play the video.”**

# (U) How to add Videos to PowerPoint

---

- To add a video to a PowerPoint slide:
  - Do not embed (“Insert”) the video file in PowerPoint.
  - When adding a video to a slide, choose “Link to File.”

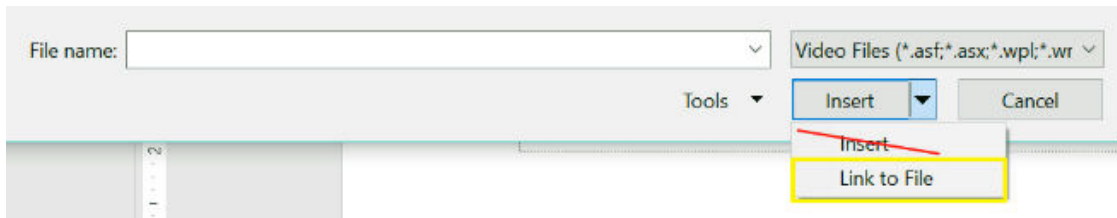


This will keep the PowerPoint file at a manageable size.

- When submitting the first draft and final drafts of the presentation, send both PowerPoint and video files.
- Video Format
  - WMV, AVI, or MP4 files are required.
  - Please keep videos under 5 minutes.

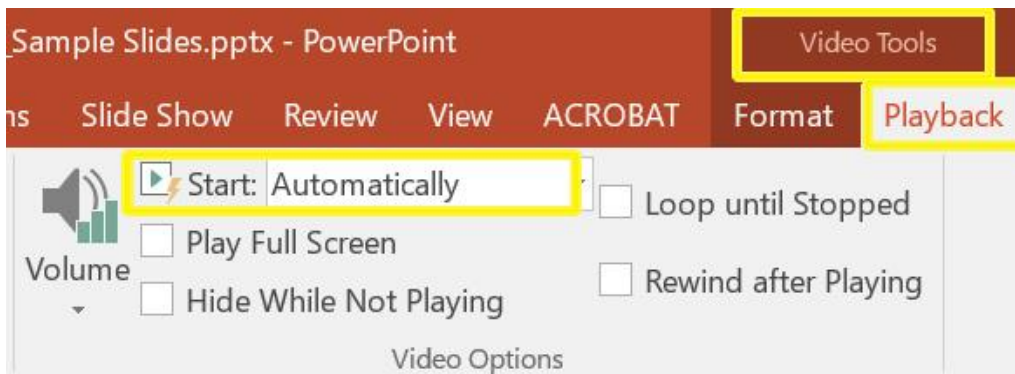
# (U) Video Instructions: Auto Play

- **Auto play**
  - Add video by choosing “Link to File.”



**CLASSIFICATION = 11PT BOLD ALL CAPS**

- **With video selected, choose Video Tools, Playback, Start Automatically.**



Video Auto Play

# (U) Video Instructions: Play on Click

(First of Two Slides)

---

- **Play on Click**
  - **Insert video by choosing “Link to File.”**
  - **Duplicate Slide.**
  - **Right mouse click on video, copy. Go to first slide, right click, paste as a picture.**
  - **Align picture with video.**
  - **Send picture to the back, deselect.**
  - **Select video, delete.**
  - **Go to the second video slide and setup auto playback described earlier.**

**CLASSIFICATION = 11PT BOLD ALL CAPS**



Still Picture

# (U) Video Instructions: Play on Click (contd.)

---

- **Play on Click**
  - **Insert video by choosing “Link to File.”**
  - **Duplicate Slide.**
  - **Right mouse click on video, copy. Go to first slide, right click, paste as a picture.**
  - **Align picture with video.**
  - **Send picture to the back, deselect.**
  - **Select video, delete.**
  - **Go to the second video slide and setup auto playback described earlier.**

**CLASSIFICATION = 11PT BOLD ALL CAPS**



**Note: Speaker will need to say “Please play video.”  
A/V staff in the booth will click on the image to  
launch the video.**

- (U) This slide contains examples of **SECRET//REL USA, AUS, GBR** markings.\*
- (U) Select the **SECRET//REL USA, AUS, GBR Slide-Master** layout.

SECRET//REL USA, AUS, GBR



\*(U) Classifications on this slide are for illustration only.



**SUBMARINE** 2026  
MAY 5-7  
TECHNOLOGY SYMPOSIUM



NAVAL SUBMARINE LEAGUE



JOHNS HOPKINS  
APPLIED PHYSICS LABORATORY